

---

# 2018-19 REVENUE PROJECTIONS

APRIL 10, 2018 BUDGET & FINANCE COMMITTEE



## ESTIMATED SIGNIFICANT REVENUE INCREASES FOR 2018-19 BUDGET

■ Property Tax Revenue	\$1,400,000
■ Interim Tax Revenue	(\$175,000)
■ Earned Income Taxes	\$200,000
■ Real Estate Transfer Taxes	\$100,000
■ Retirement Subsidy	\$400,000

Property tax increase of 2.4% included in revenue  
2017-18 Millage 30.1366  
2018-19 Millage 30.8598

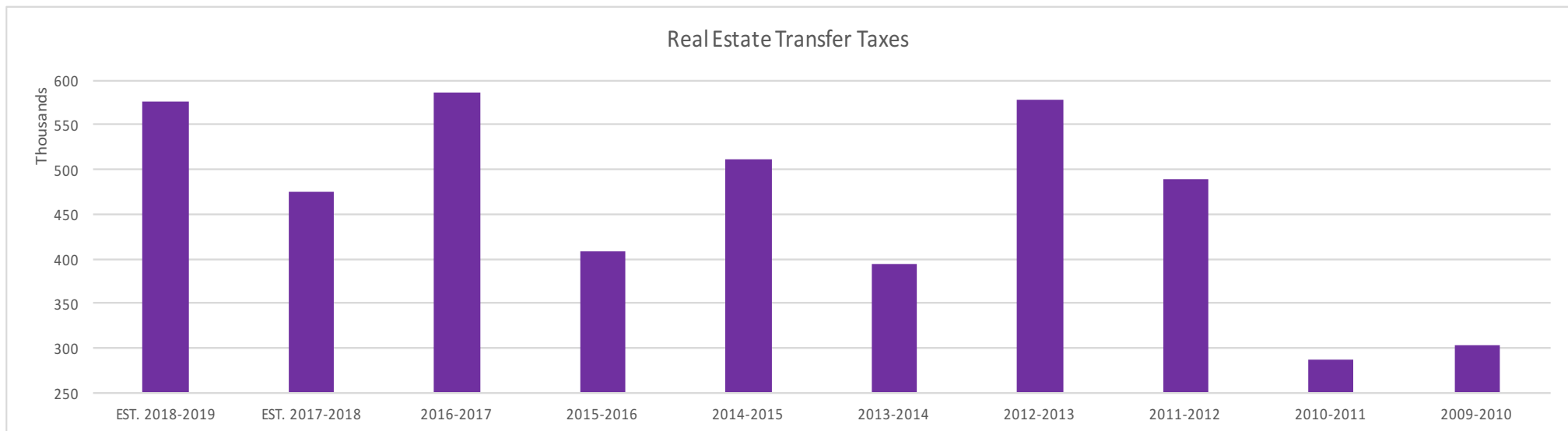
**Total Estimated Revenue Increase \$1.925 million over 2017-18 Projected Actual Revenue**

## 10 YR ASSESSMENT TRENDS

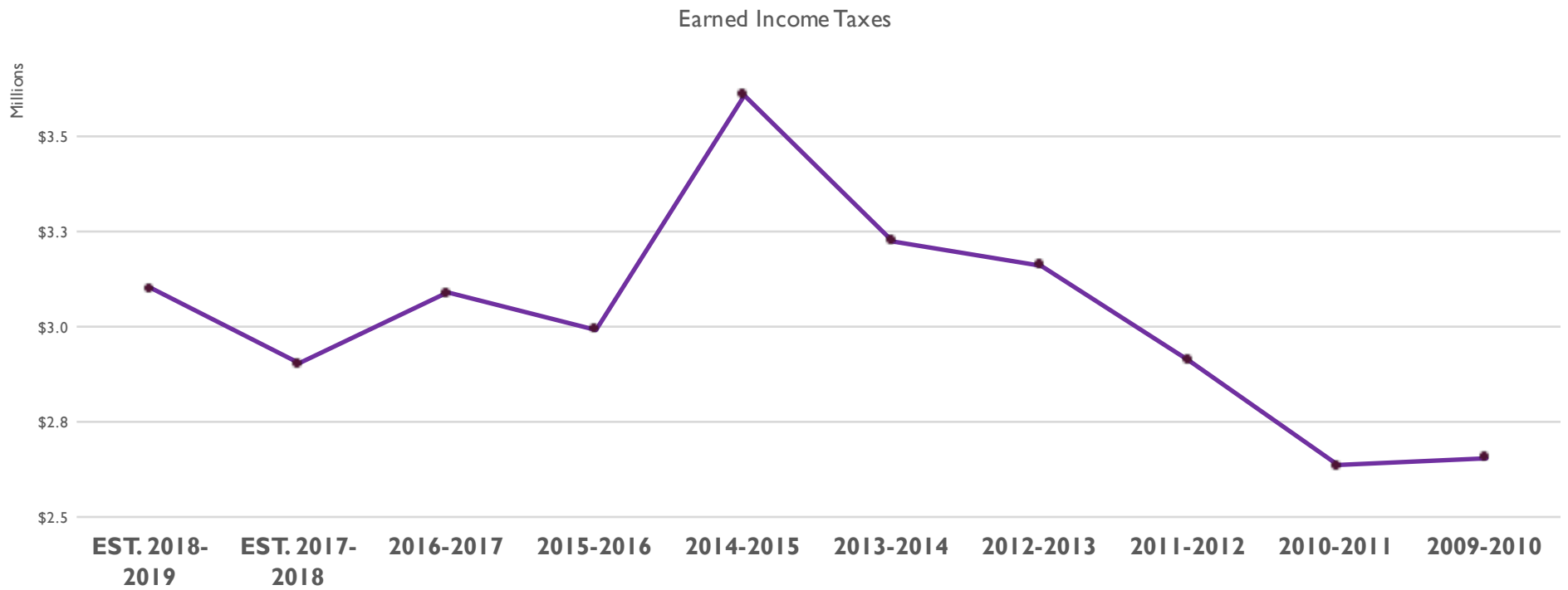
Budget Year	Increase/Decrease
2018-2019	0.29%
2017-2018	2.34%
2016-2017	0.05%
2015-2016	0.16%
2014-2015	0.07%
2013-2014	0.49%
2012-2013	0.07%
2011-2012	-0.61%
2010-2011	-0.35%
2009-2010	1.27%

Upper Moreland's tax base has been stable overall with slight increases over the past 10 years. Growth in 2017-18 was the result of the settlement of several outstanding assessment appeals as well as commercial developments which were completed adding value.

# 10 YR REAL ESTATE TRANSFER TAX TREND



# 10 YR EARNED INCOME TAX TREND





# 2018-19 ESTIMATED BUDGET SIGNIFICANT EXPENDITURES



# MAY BUDGET & FINANCE EXPENDITURE PREVIEW

## Object or Funct...

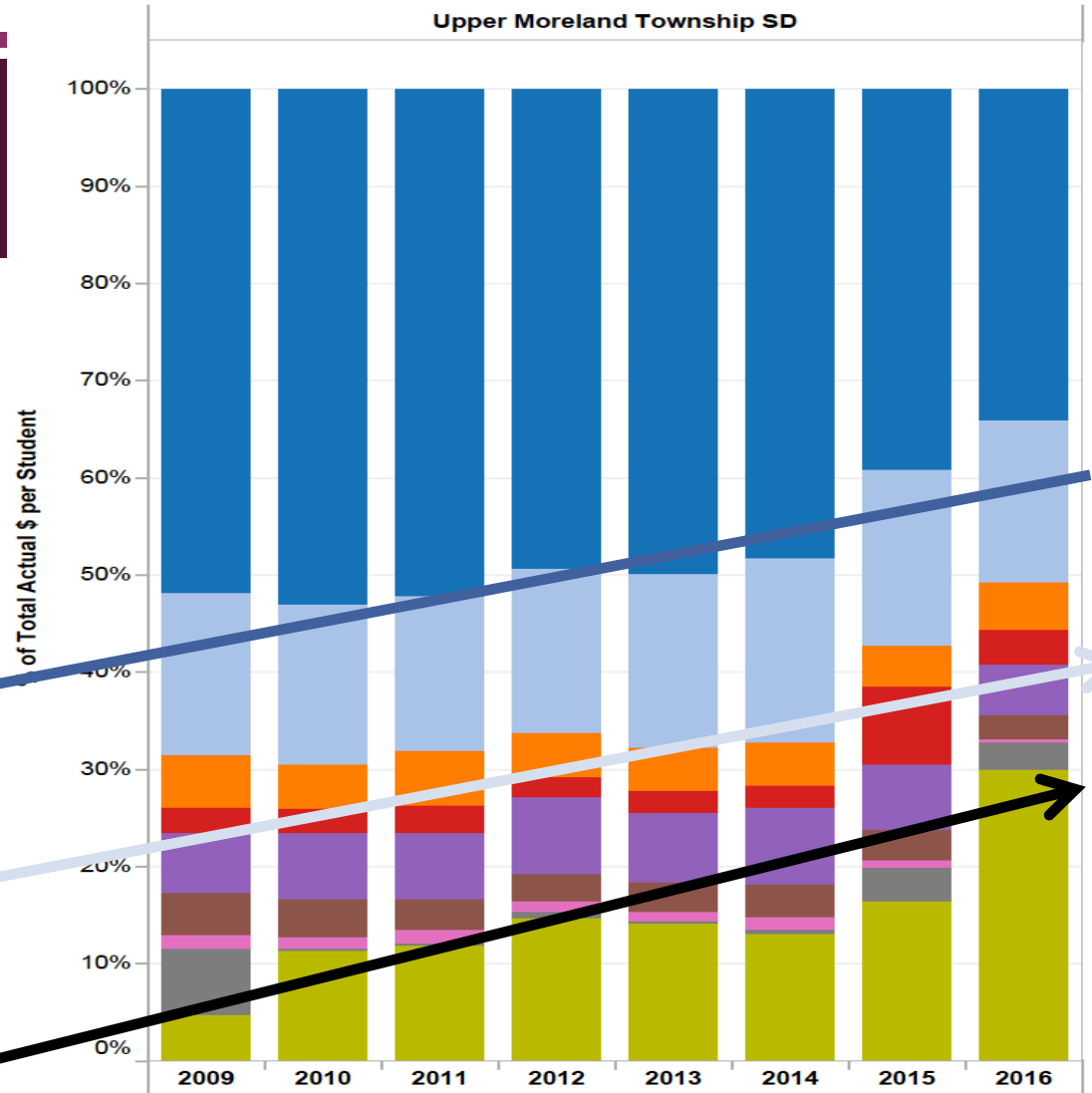
- 100 PERSONNEL SERVI..
- 200 PERSONNEL SERVI..
- 300 PURCHASED PROF..
- 400 PURCHASED PROP..
- 500 OTHER PURCHASE..
- 600 SUPPLIES
- 700 PROPERTY
- 800 OTHER OBJECTS
- 900 OTHER USES OF F..

Salaries as a % of the overall budget have decreased

Benefits as a % of the overall budget have increased

Debt as a % of the overall budget has increased

% of Selected Actual - \$ Per Student  
Upper Moreland Township SD



2009



Salaries  
52%

Benefits  
17%

Contracted Services, Tuition, Utilities,  
Facilities Maintenance  
14%

Supplies  
4%

Equipment  
2%

Other  
7%

Debt Service  
5%

2018



Salaries  
46%

Benefits  
27%

Contracted Services, Tuition, Utilities, Facilities  
Maintenance  
13%

Supplies  
2%

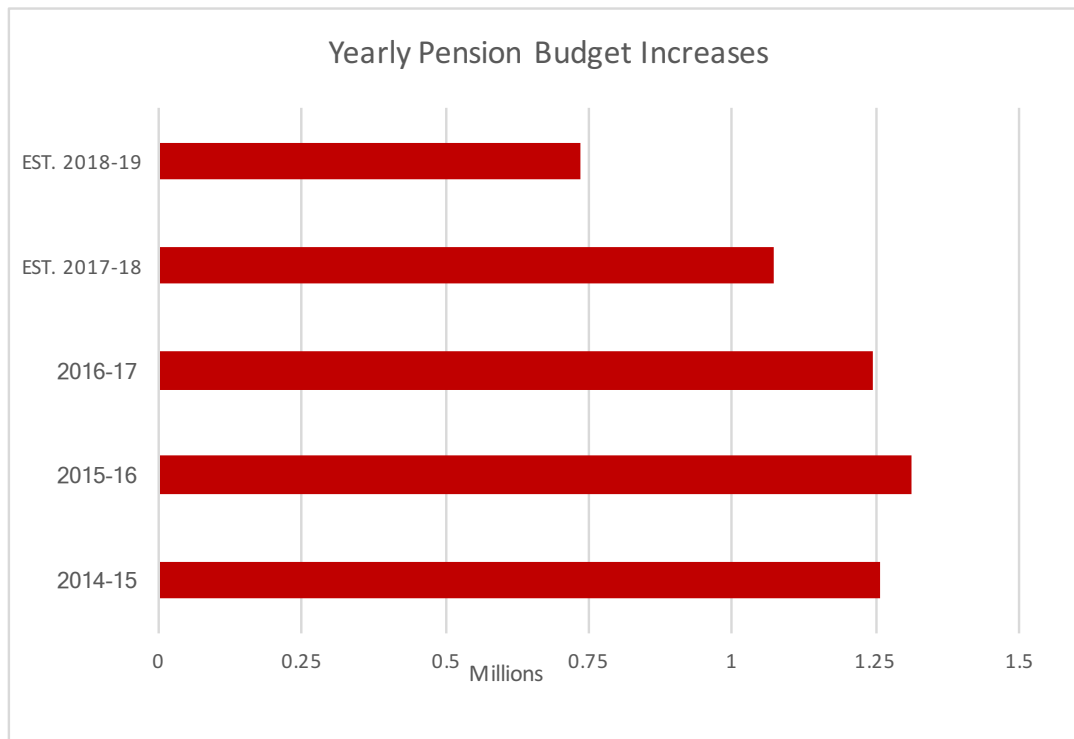
Equipment  
1%

Other  
1%

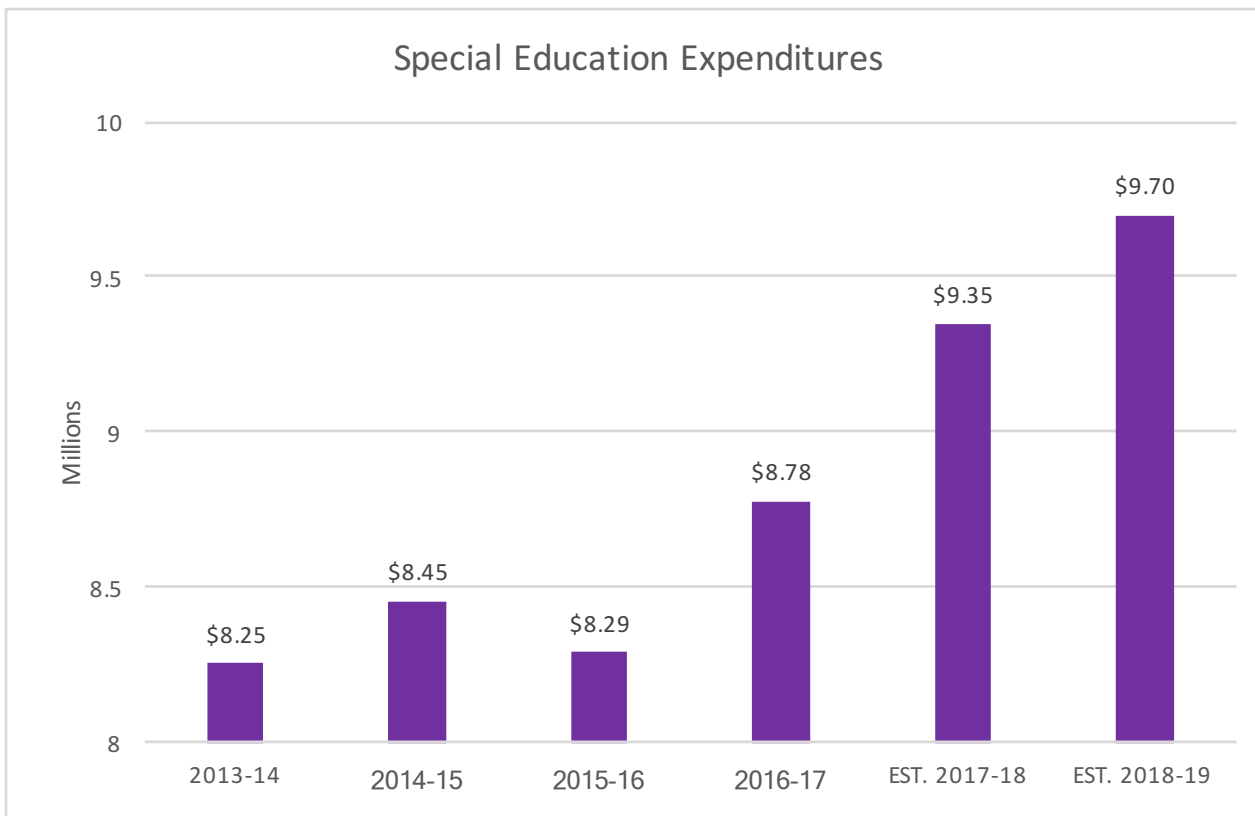
Debt Service  
9%



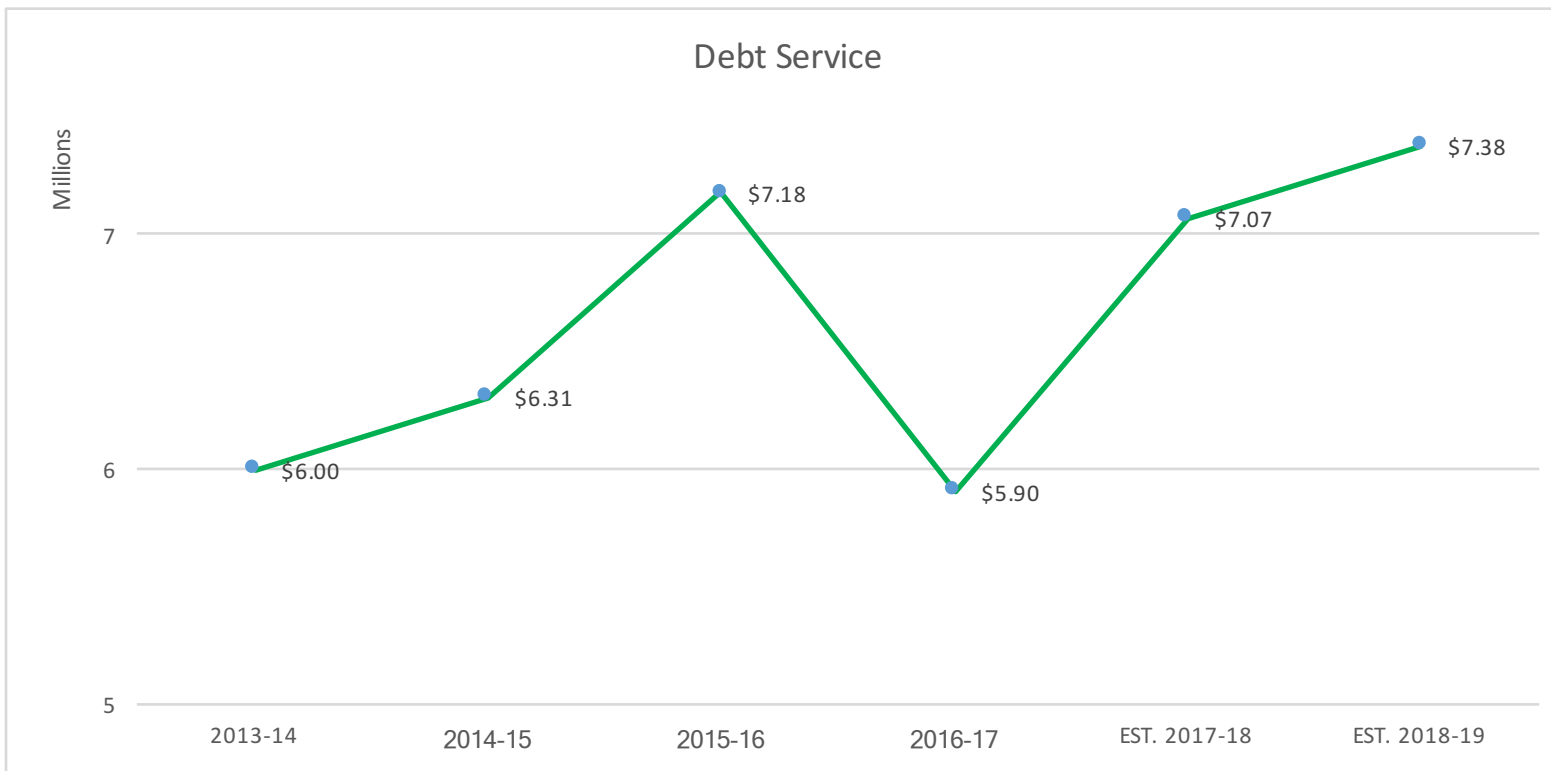
# 5 YR PENSION BUDGET INCREASE HISTORY



# 5 YR SPECIAL EDUCATION EXPENDITURES



## 5 YR DEBT SERVICE



## ESTIMATED SIGNIFICANT EXPENDITURE INCREASES 2018-19 BUDGET

ESTIMATED SALARIES (pending staffing changes, and UMEA contract)	\$997,751
PENSION	\$733,796
SPECIAL EDUCATION	\$351,568
DEBT SERVICE	\$305,225
CAPITAL RESERVE	\$350,000
<b>TOTAL ADDITIONAL EXPENDITURES</b>	<b>\$2,433,720</b>

## UPCOMING BUDGET MILESTONES

- May 22, 2018 Budget and Finance Committee Review of 2018-19 Budgeted Expenditures and Revenue Update
- May 29, 2018 Legislative Meeting Approve Proposed Final Budget
- June 19, 2018 Budget and Finance Committee Review Final 2018-19 Budget and Long-term forecast
- June 26, 2018 Legislative Meeting Approve Final 2018-19 Budget